









A SUPERIOR FILLER

2K Epoxy Knifing Paste Filler

Fozdar Products Knifing Paste Filler is incredibly easy to work with. It is formulated to have a smooth consistency that naturally applies well to any surface. Once dried, it can be sanded to have smooth finish and appearance.



PRODUCT SPECIFICATIONS

SIZES	FINISH	COVERAGE
<div><p>7 kg      35 kg</p><p>Shelf life: 2 years if kept out of direct sunlight, excessive heat and in original, tightly closed containers.</p></div>	<div><p><b>Smooth Matte</b></p><p>Shelf life: 2 years if kept out of direct sunlight, excessive heat and in original, tightly closed containers.</p></div>	<div><p><b>4-6 Sq. Ft Per Kg</b></p><p>Actual coverage may vary due to external factors such as applicatoin methods and surface quality.</p></div>
DRY TIME	USES	MIXING
<div><p><b>4-6 Hours</b></p><p>Shelf life: 2 years if kept out of direct sunlight, excessive heat and in original, tightly closed containers.</p></div>	<div><p>Fozdar Products Knifing Paste Filler is recommended for use on wooden and metallic applications.</p></div>	<div><p>BASE : HARDENER <b>1: 1 By Weight And Volume.</b></p><p>Fozdar Products Knifing Paste Filler recommends a mixing ratio of Base : Hardener - 1 : 1 by wieght &amp; volume.</p></div>

APPLICATION INSTRUCTIONS

1	<b>SANDING</b>	Sand the working surface with 180 grit sand paper and be sure to wipe clean any excess residue before applying primer.
2	<b>PRIMING</b>	Prime the surface prior to applying knifing putty. Allow 6-12 hours of drying time before applying putty.
3	<b>KNIFING</b>	Once priming layer is dry, begin applying filler to the surface and allow 4-6 hours to dry. Mixing ratio of Base to Hardener is 1:1 by weight & volume.
4	<b>SANDING</b>	Once dried, sand the working surface with 180 grit sand paper and be sure to wipe clean any excess residue before applying primer.
5	<b>PRIMING</b>	Apply a second coat of surface primer and allow 6-12 hours of drying time before sanding the surface again.
6	<b>SANDING</b>	Gently sand the working surface with a paper grit of 320 and be sure to wipe clean any excess residue.





## PRECAUTIONS

- ✓ This product is flammable.
- ✓ Do not apply when ambient temperature is less than 10°C or if the temperature might drop to this level within 4 hours of application.
- ✓ Work in a well-ventilated place. Wear protective clothing like overalls and gloves.
- ✓ Store the product at ambient conditions in well ventilated locations and away from source of ignition and fire. Do not over- thin or over- extend the brush.
- ✓ Avoid eye and skin contact. In case of eye and skin contact wash with plenty of clean water.
- ✓ Do not inhale or inject. In case of inhalation move to fresh air. Seek medical attention if symptoms persist in both the cases.
- ✓ Use protective equipment like rubber/polythene gloves, safety goggles/glasses and face mask while handling the paint.

## SAFETY FEATURES

- ✓ Kindly refer to the MSDS for Fozdar Products which gives detailed information on safety measures while handling the paint, available on request.
- ✓ Store the container with the lid tightly closed in an upright position, in a cool, dry place.
- ✓ Keep out of reach of children and away from eatables.
- ✓ May be harmful if swallowed. In case of ingestion, seek immediate medical attention.
- ✓ Wear eye protection during application. In case of contact with eyes, rinse immediately with plenty of water and seek medical advice.
- ✓ In case of skin contact, immediately wash skin with soap and plenty of water. Get medical attention if irritation develops or persists.
- ✓ Do not breathe vapour or spray. It is recommended to wear suitable nose pad during sanding and surface preparation to avoid dust inhalation.
- ✓ Do not pour leftover paint down the drain or in water courses.
- ✓ In the event of spills, contain spillage using sand or earth.
- ✓ No added Lead, Mercury or Chromium compounds.
- ✓ Disposal in land filling and not in drain or any water channel.

### Contact Us

[sales@fozdarproducts.com](mailto:sales@fozdarproducts.com)